

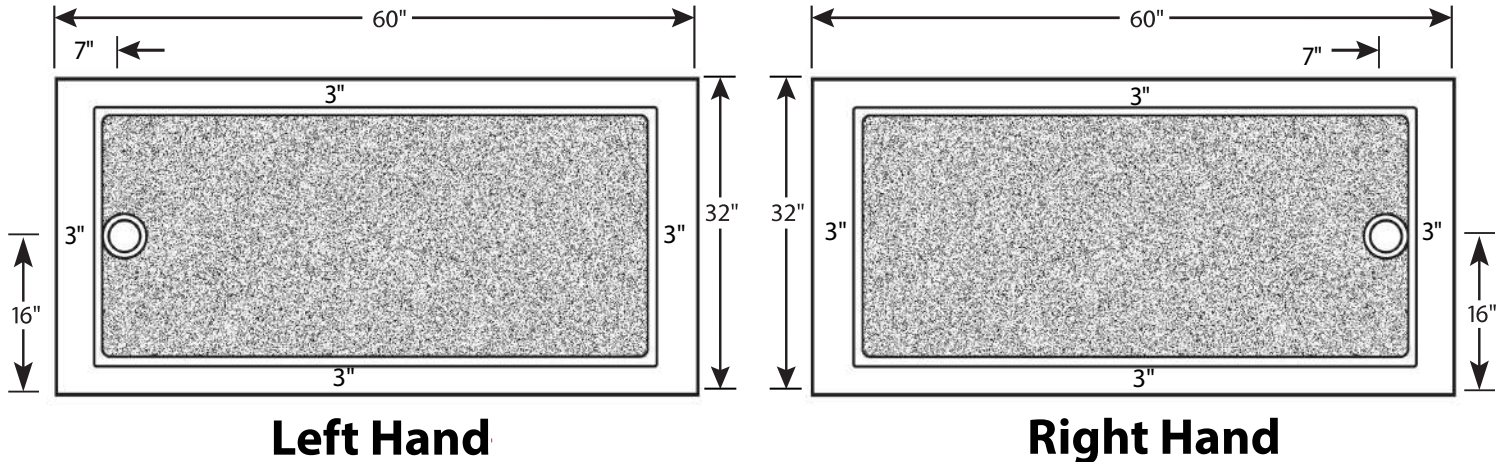


Cast Marble Solutions for Your Showers

## 60" x 32" Standard Shower Base with RH or LH Drain SB60x32-7SSB-xH-LC

Est. Weight: 153 lbs (69 kg) IMI LiteCast™

TECHNICAL SPECIFICATIONS



**Left Hand**

**Right Hand**

### Suggested Drains:



Solvent Weld type fitting similar to Oatey Part No. 42097



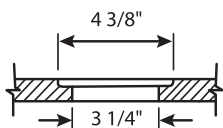
Compression type "No-Caulk" fitting similar to Oatey Part No. 42099



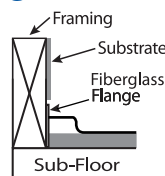
### Standard Features:

- Available in Left Hand and Right Hand version
- Designed for tub replacements
- 3 strips of fiberglass included for install
- 3" (8 cm) Wide thresholds on each side – back wall area can be trimmed to fit a 30" deep cavity
- Solid one-piece construction
- Pre-leveled, rests on subfloor
- Mold and mildew resistant
- Bacteria resistant
- "Grout-free" and non-porous
- Stain resistant and easy to clean
- Waterproof and leakproof

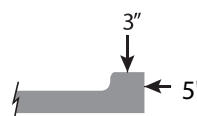
### Drain Details: (U.S.)



### Flange Details: (U.S.)



### Side View of Curb



Note: Base dimensions may vary +/- 1/8"

Our products comply with one or more of the following: IAPMO, ANSI, HUD, NAHB, NHQ

22 42 23 (Div 22)

Revised: 2019.01.07

© 2019 Copyright IMI International Marble Industries, Inc.,



INTERNATIONAL MARBLE INDUSTRIES, INC.

| 304 Bell Park Drive |

Woodstock, GA 30188 |

770.928.2252 |

www.IMItoday.com